

UNIQUE HEALTHCARE



Manufacturer and Exporter- Operation Theatre Lights, Examination Lights and Operation Theatre Tables

Address- Amar Nagar, Tibba Basti, Bhiwani, Haryana, India-127021

Contact Details-

Tel- 0091-7988606624, 9466074998

Email- healthcareunique25@gmail.com

Whatsapp- 00917988606624

WhatsApp contact



OPERATING

LIGHTS

HEX 3



Ceiling Model



Portable Model

Technical Data

Intensity	90,000 Lux
Size of Light Field	15-30 cm
Colour Temperature	3800 -5200 K
Colour Reduction Index	95 RA
LED Life	50000 Hrs
Number of LED	57
Special feature	Endo mode and memory
Power Supply	220V/50 Hz AC
Focusing	Adjustable

Features

- Heat Ventilation
- Shadowless light
- LED fins are made of high quality polycarbonate
- Dual colour LEDs White and Yellow
- Remote Control

HEX 3 + 3



Double dome Ceiling Model

Features

- Heat Ventilation
- Shadowless light
- LED fins are made of high quality polycarbonate
- Dual colour LEDs White and Yellow
- Remote Control

Optional Features

- Battery Backup
- 360 Degree Rotation

Technical Data

Intensity	90,000 + 90,000 Lux
Size of Light Field	12-30 cm
Colour Temperature	4000-5000 K
Colour Reduction Index	95 RA
LED Life	>50000 Hrs
Number of LED	57 + 57
Special feature	Endo mode and memory
Power Supply	220V/50Hz AC
Focusing	Adjustable

HEX 4



Ceiling Model



Portable Model

Technical Data

Intensity	120,000 Lux
Size of Light Field	15-30 cm
Colour Temperature	3800 -5200 K
Colour Reduction Index	95 RA
LED Life	50000 Hrs
Number of LED	76
Special feature	Endo mode and memory
Power Supply	220V/50 Hz AC
Focusing	Adjustable

Features

- Heat Ventilation
- Shadowless light
- LED fins are made of high quality polycarbonate
- Dual colour LEDs White and Yellow
- Remote Control

HEX 4 + 4



Double dome Ceiling Model

Technical Data

Intensity	120,000 + 120,000 Lux
Size of Light Field	12-30 cm
Colour Temperature	4000-5000 K
Colour Reduction Index	95 RA
LED Life	>50000 Hrs
Number of LED	76 + 76
Special feature	Endo mode and memory
Power Supply	220V/50Hz AC
Focusing	Adjustable

Features

- Heat Ventilation
- Shadowless light
- LED fins are made of high quality polycarbonate
- Dual colour LEDs White and Yellow
- Remote Control

Optional Features

- Battery Backup
- 360 Degree Rotation

HEX 5



Ceiling Model



Portable Model

Technical Data

Intensity	1,40,000 Lux
Size of Light Field	15-30 cm
Colour Temperature	3800 -5200 K
Colour Reduction Index	95 RA
LED Life	50000 Hours.
Number of LED	95
Special feature	Endo mode and memory
Power Supply	220V/50 Hz AC
Focusing	Adjustable

Features

- Heat Ventilation
- Shadowless light
- LED fins are made of high quality polycarbonate
- Dual colour LEDs White and Yellow
- Remote Control

HEX 5 + 5



Double dome Ceiling Model

Technical Data

Intensity	1,40,000 + 1,40,000 Lux
Size of Light Field	12-30 cm
Colour Temperature	4000-5000 K
Colour Reduction Index	95 RA
LED Life	>50000 Hrs.
Number of LED	95 + 95
Special feature	Endo mode and memory
Power Supply	220V/50Hz AC
Focusing	Adjustable

Features

- Heat Ventilation
- Shadowless light
- LED fins are made of high quality polycarbonate
- Dual colour LEDs White and Yellow
- Remote Control

Optional Features

- Battery Backup
- 360 Degree Rotation

HEX 3 + 4



Double dome Ceiling Model

Features

- Heat Ventilation
- Shadowless light
- LED fins are made of high quality polycarbonate
- Dual colour LEDs White and Yellow
- Remote Control

Optional Features

- Battery Backup
- 360 Degree Rotation

Technical Data

Intensity	90,000 + 1,20,000 Lux
Size of Light Field	12-30 cm
Colour Temperature	4000-5000 K
Colour Reduction Index	95 RA
LED Life	>50000 Hrs
Number of LED	57 + 76
Special feature	Endo mode and memory
Power Supply	220V/50Hz AC
Focusing	Adjustable

HEX 3 + 5



Double dome Ceiling Model

Features

- Heat Ventilation
- Shadowless light
- LED fins are made of high quality polycarbonate
- Dual colour LEDs White and Yellow
- Remote Control

Optional Features

- Battery Backup
- 360 Degree Rotation

Technical Data

Intensity	90,000 + 1,40,000 Lux
Size of Light Field	12-30 cm
Colour Temperature	4000-5000 K
Colour Reduction Index	95 RA
LED Life	>50000 Hrs
Number of LED	57 + 95
Special feature	Endo mode and memory
Power Supply	220V/50Hz AC
Focusing	Adjustable

HEX 4 + 5



Double dome Ceiling Model

Features

- Heat Ventilation
- Shadowless light
- LED fins are made of high quality polycarbonate
- Dual colour LEDs White and Yellow
- Remote Control

Optional Features


- Battery Backup
- 360 Degree Rotation

Technical Data

Intensity	1,20,000 + 1,40,000 Lux
Size of Light Field	12-30 cm
Colour Temperature	4000-5000 K
Colour Reduction Index	95 RA
LED Life	>50000 Hrs
Number of LED	76 + 95
Special feature	Endo mode and memory
Power Supply	220V/50Hz AC
Focusing	Adjustable



White and Yellow LEDs combination



Sterilizing Handle



Endo mode
(Only Yellow LEDs Brighten up)



Remote Control



Intensity Controller

NOVA 3



Ceiling Model



Portable Model

Technical Data

Intensity	90,000 Lux
Size of Light Field	15-30 cm
Colour Temperature	3800 -5200 K
Colour Reduction Index	95 RA
LED Life	50000 Hrs
Number of LED	57
Special feature	Endo mode and memory
Power Supply	220V/50 Hz AC
Focusing	Adjustable

Features

- Heat Ventilation
- Shadowless light
- LED fins are made of high quality polycarbonate
- Dual colour LEDs White and Yellow
- Remote Control

NOVA 3 + 3



Double dome Ceiling Model

Technical Data

Intensity	90,000 + 90,000 Lux
Size of Light Field	12-30 cm
Colour Temperature	4000-5000 K
Colour Reduction Index	95 RA
LED Life	>50000 Hrs
Number of LED	57 + 57
Special feature	Endo mode and memory
Power Supply	220V/50Hz AC
Focusing	Adjustable

Features

- Heat Ventilation
- Shadowless light
- LED fins are made of high quality polycarbonate
- Dual colour LEDs White and Yellow
- Remote Control

Optional Features

- Battery Backup
- 360 Degree Rotation

NOVA 4



Ceiling Model



Portable Model

Technical Data

Intensity	120,000 Lux
Size of Light Field	15-30 cm
Colour Temperature	3800 -5200 K
Colour Reduction Index	95 RA
LED Life	50000 Hrs
Number of LED	76
Special feature	Endo mode and memory
Power Supply	220V/50 Hz AC
Focusing	Adjustable

Features

- Heat Ventilation
- Shadowless light
- LED fins are made of high quality polycarbonate
- Dual colour LEDs White and Yellow
- Remote Control

NOVA 4 + 4



Double dome Ceiling Model

Features

- Heat Ventilation
- Shadowless light
- LED fins are made of high quality polycarbonate
- Dual colour LEDs White and Yellow
- Remote Control

Optional Features

- Battery Backup
- 360 Degree Rotation

Technical Data

Intensity	120,000 + 120,000 Lux
Size of Light Field	12-30 cm
Colour Temperature	4000-5000 K
Colour Reduction Index	95 RA
LED Life	>50000 Hrs
Number of LED	76 + 76
Special feature	Endo mode and memory
Power Supply	220V/50Hz AC
Focusing	Adjustable

NOVA 5



Ceiling Model



Portable Model

Technical Data

Intensity	1,40,000 Lux
Size of Light Field	15-30 cm
Colour Temperature	3800 -5200 K
Colour Reduction Index	95 RA
LED Life	50000 Hours.
Number of LED	95
Special feature	Endo mode and memory
Power Supply	220V/50 Hz AC
Focusing	Adjustable

Features

- Heat Ventilation
- Shadowless light
- LED fins are made of high quality polycarbonate
- Dual colour LEDs White and Yellow
- Remote Control

NOVA 5 + 5



Double dome Ceiling Model

Features

- Heat Ventilation
- Shadowless light
- LED fins are made of high quality polycarbonate
- Dual colour LEDs White and Yellow
- Remote Control

Optional Features

- Battery Backup
- 360 Degree Rotation

Technical Data

Intensity	1,40,000 + 1,40,000 Lux
Size of Light Field	12-30 cm
Colour Temperature	4000-5000 K
Colour Reduction Index	95 RA
LED Life	>50000 Hrs.
Number of LED	95 + 95
Special feature	Endo mode and memory
Power Supply	220V/50Hz AC
Focusing	Adjustable

NOVA 6



Ceiling Model



Portable Model

Technical Data

Intensity	1,60,000 Lux
Size of Light Field	15-30 cm
Colour Temperature	3800 -5200 K
Colour Reduction Index	95 RA
LED Life	50000 Hours.
Number of LED	114
Special feature	Endo mode and memory
Power Supply	220V/50 Hz AC
Focusing	Adjustable

Features

- Heat Ventilation
- Shadowless light
- LED fins are made of high quality polycarbonate
- Dual colour LEDs White and Yellow
- Remote Control

NOVA 6 + 6



Double dome Ceiling Model

Technical Data

Intensity	1,60,000 + 1,60,000 Lux
Size of Light Field	12-30 cm
Colour Temperature	4000-5000 K
Colour Reduction Index	95 RA
LED Life	>50000 Hrs.
Number of LED	114 + 114
Special feature	Endo mode and memory
Power Supply	220V/50Hz AC
Focusing	Adjustable

Features

- Heat Ventilation
- Shadowless light
- LED fins are made of high quality polycarbonate
- Dual colour LEDs White and Yellow
- Remote Control

Optional Features

- Battery Backup
- 360 Degree Rotation

NOVA 3+4



Double dome Ceiling Model

Features

- Heat Ventilation
- Shadowless light
- LED fins are made of high quality polycarbonate
- Dual colour LEDs White and Yellow
- Remote Control

Optional Features

- Battery Backup
- 360 Degree Rotation

Technical Data

Intensity	90,000 + 1,20,000 Lux
Size of Light Field	12-30 cm
Colour Temperature	4000-5000 K
Colour Reduction Index	95 RA
LED Life	>50000 Hrs
Number of LED	57 + 76
Special feature	Endo mode and memory
Power Supply	220V/50Hz AC
Focusing	Adjustable

NOVA 3+5



Double dome Ceiling Model

Features

- Heat Ventilation
- Shadowless light
- LED fins are made of high quality polycarbonate
- Dual colour LEDs White and Yellow
- Remote Control

Optional Features

- Battery Backup
- 360 Degree Rotation

Technical Data

Intensity	90,000 + 1,40,000 Lux
Size of Light Field	12-30 cm
Colour Temperature	4000-5000 K
Colour Reduction Index	95 RA
LED Life	>50000 Hrs
Number of LED	57 + 95
Special feature	Endo mode and memory
Power Supply	220V/50Hz AC
Focusing	Adjustable

NOVA 3 + 6



Double dome Ceiling Model

Features

- Heat Ventilation
- Shadowless light
- LED fins are made of high quality polycarbonate
- Dual colour LEDs White and Yellow
- Remote Control

Optional Features

- Battery Backup
- 360 Degree Rotation

Technical Data

Intensity	90,000 + 1,60,000 Lux
Size of Light Field	12-30 cm
Colour Temperature	4000-5000 K
Colour Reduction Index	95 RA
LED Life	>50000 Hrs
Number of LED	57 + 114
Special feature	Endo mode and memory
Power Supply	220V/50Hz AC
Focusing	Adjustable

NOVA 4 + 5



Double dome Ceiling Model

Features

- Heat Ventilation
- Shadowless light
- LED fins are made of high quality polycarbonate
- Dual colour LEDs White and Yellow
- Remote Control

Optional Features

- Battery Backup
- 360 Degree Rotation

Technical Data

Intensity	1,20,000 + 1,40,000 Lux
Size of Light Field	12-30 cm
Colour Temperature	4000-5000 K
Colour Reduction Index	95 RA
LED Life	>50000 Hrs
Number of LED	76 + 95
Special feature	Endo mode and memory
Power Supply	220V/50Hz AC
Focusing	Adjustable

NOVA 4 + 6



Double dome Ceiling Model

Features

- Heat Ventilation
- Shadowless light
- LED fins are made of high quality polycarbonate
- Dual colour LEDs White and Yellow
- Remote Control

Optional Features

- Battery Backup
- 360 Degree Rotation

Technical Data

Intensity	1,20,000 + 1,60,000 Lux
Size of Light Field	12-30 cm
Colour Temperature	4000-5000 K
Colour Reduction Index	95 RA
LED Life	>50000 Hrs
Number of LED	76 + 114
Special feature	Endo mode and memory
Power Supply	220V/50Hz AC
Focusing	Adjustable

NOVA 5 + 6



Double dome Ceiling Model

Features

- Heat Ventilation
- Shadowless light
- LED fins are made of high quality polycarbonate
- Dual colour LEDs White and Yellow
- Remote Control

Optional Features

- Battery Backup
- 360 Degree Rotation


Technical Data

Intensity	1,40,000 + 1,60,000 Lux
Size of Light Field	12-30 cm
Colour Temperature	4000-5000 K
Colour Reduction Index	95 RA
LED Life	>50000 Hrs
Number of LED	95 + 114
Special feature	Endo mode and memory
Power Supply	220V/50Hz AC
Focusing	Adjustable

PENTA 3



Ceiling Model



Portable Model

METAL BODY

Technical Data

Intensity	1,00,000 Lux
Size of Light Field	15-30 cm
Colour Temperature	3800 -5200 K
Colour Reduction Index	95 RA
LED Life	50000 Hrs
Number of LED	33
Special feature	Endo mode and memory
Power Supply	220V/50 Hz AC
Focusing	Adjustable

Features

- Heat Ventilation
- Shadowless light
- LED fins are made of Aluminium
- Dual colour LEDs White and Yellow
- Remote Control

PENTA 3 + 3



Double dome Ceiling Model

METAL BODY

Features

- Heat Ventilation
- Shadowless light
- LED fins are made of Aluminium
- Dual colour LEDs White and Yellow
- Remote Control

Optional Features

- Battery Backup
- 360 Degree Rotation

Technical Data

Intensity	1,00,000 + 1,00,000 Lux
Size of Light Field	12-30 cm
Colour Temperature	4000-5000 K
Colour Reduction Index	95 RA
LED Life	>50000 Hrs
Number of LED	33 + 33
Special feature	Endo mode and memory
Power Supply	220V/50Hz AC
Focusing	Adjustable

PENTA 4



Ceiling Model



Portable Model

METAL BODY

Technical Data

Intensity	1,40,000 Lux
Size of Light Field	15-30 cm
Colour Temperature	3800 -5200 K
Colour Reduction Index	95 RA
LED Life	50000 Hrs
Number of LED	44
Special feature	Endo mode and memory
Power Supply	220V/50 Hz AC
Focusing	Adjustable

Features

- Heat Ventilation
- Shadowless light
- LED fins are made of Aluminium
- Dual colour LEDs White and Yellow
- Remote Control

PENTA 4 + 4



Double dome Ceiling Model

METAL BODY

Features

- Heat Ventilation
- Shadowless light
- LED fins are made of Aluminium
- Dual colour LEDs White and Yellow
- Remote Control

Optional Features

- Battery Backup
- 360 Degree Rotation

Technical Data

Intensity	1,40,000 + 1,40,000 Lux
Size of Light Field	12-30 cm
Colour Temperature	4000-5000 K
Colour Reduction Index	95 RA
LED Life	>50000 Hrs
Number of LED	44 + 44
Special feature	Endo mode and memory
Power Supply	220V/50Hz AC
Focusing	Adjustable

PENTA 5



Ceiling Model



Portable Model

METAL BODY

Technical Data

Intensity	1,60,000 Lux
Size of Light Field	15-30 cm
Colour Temperature	3800 -5200 K
Colour Reduction Index	95 RA
LED Life	50000 Hrs
Number of LED	55
Special feature	Endo mode and memory
Power Supply	220V/50 Hz AC
Focusing	Adjustable

Features

- Heat Ventilation
- Shadowless light
- LED fins are made of Aluminium
- Dual colour LEDs White and Yellow
- Remote Control

PENTA 5 + 5



Double dome Ceiling Model

METAL BODY

Features

- Heat Ventilation
- Shadowless light
- LED fins are made of high aluminium
- Dual colour LEDs White and Yellow
- Remote Control

Optional Features

- Battery Backup
- 360 Degree Rotation

Technical Data

Intensity	1,60,000 + 1,60,000 Lux
Size of Light Field	12-30 cm
Colour Temperature	4000-5000 K
Colour Reduction Index	95 RA
LED Life	>50000 Hrs
Number of LED	55 + 55
Special feature	Endo mode and memory
Power Supply	220V/50Hz AC
Focusing	Adjustable

PENTA 3 + 4



Double dome Ceiling Model

METAL BODY

Features

- Heat Ventilation
- Shadowless light
- LED fins are made of Aluminium
- Dual colour LEDs White and Yellow
- Remote Control

Optional Features

- Battery Backup
- 360 Degree Rotation

Technical Data

Intensity	1,00,000 + 1,40,000 Lux
Size of Light Field	12-30 cm
Colour Temperature	4000-5000 K
Colour Reduction Index	95 RA
LED Life	>50000 Hrs
Number of LED	33 + 44
Special feature	Endo mode and memory
Power Supply	220V/50Hz AC
Focusing	Adjustable

PENTA 3 + 5



Double dome Ceiling Model

METAL BODY

Features

- Heat Ventilation
- Shadowless light
- LED fins are made of high quality polycarbonate
- Dual colour LEDs White and Yellow
- Remote Control

Optional Features

- Battery Backup
- 360 Degree Rotation

Technical Data

Intensity	1,00,000 + 1,60,000 Lux
Size of Light Field	12-30 cm
Colour Temperature	4000-5000 K
Colour Reduction Index	95 RA
LED Life	>50000 Hrs
Number of LED	33 + 55
Special feature	Endo mode and memory
Power Supply	220V/50Hz AC
Focusing	Adjustable

PENTA 4 + 5



Double dome Ceiling Model

METAL BODY

Features

- Heat Ventilation
- Shadowless light
- LED fins are made of Aluminium
- Dual colour LEDs White and Yellow
- Remote Control

Optional Features

- Battery Backup
- 360 Degree Rotation

Technical Data


Intensity	1,40,000 + 1,60,000 Lux
Size of Light Field	12-30 cm
Colour Temperature	4000-5000 K
Colour Reduction Index	95 RA
LED Life	>50000 Hrs
Number of LED	44 + 55
Special feature	Endo mode and memory
Power Supply	220V/50Hz AC
Focusing	Adjustable



White and Yellow
LEDs combination



Sterilizing Handle



Endo mode
(Only Yellow LEDs Brighten up)



Remote Control



Intensity Controller

TRION 48



Ceiling Model



Portable Model

METAL BODY

Technical Data

Intensity	1,80,000 Lux
Size of Light Field	12-30 cm
Colour Temperature	3800 -5200 K
Colour Reduction Index	95 RA
LED Life	50000 Hrs
Number of LED	48
Special feature	Endo mode and memory
Power Supply	220V/50 Hz AC
Focusing	Adjustable

Features

- Heat Ventilation
- Shadowless light
- Single Round Shaped Metal Head
- Dual colour LEDs White and Yellow
- Remote Control

TRION 48 + 48



Double dome Ceiling Model

METAL BODY

Features

- Heat Ventilation
- Shadowless light
- Single Round Shaped Metal Head
- Dual colour LEDs White and Yellow
- Remote Control

Optional Features

- Battery Backup
- 360 Degree Rotation

Technical Data

Intensity	1,80,000 + 1,80,000 Lux
Size of Light Field	12-30 cm
Colour Temperature	4000-5000 K
Colour Reduction Index	95 RA
LED Life	>50000 Hrs
Number of LED	48 + 48
Special feature	Endo mode and memory
Power Supply	220V/50Hz AC
Focusing	Adjustable

TRION 80



Ceiling Model



Portable Model

Technical Data

Intensity	1,30,000 Lux
Size of Light Field	15-30 cm
Colour Temperature	3800 -5200 K
Colour Reduction Index	95 RA
LED Life	50000 Hrs
Number of LED	80
Special feature	Endo mode and memory
Power Supply	220V/50 Hz AC
Focusing	Adjustable

Features

- Heat Ventilation
- Shadowless light
- Single Round Shaped Metal Head
- Dual colour LEDs White and Yellow
- Remote Control

TRION 80 + 80



METAL BODY

Double dome Ceiling Model

Features

- Heat Ventilation
- Shadowless light
- Single Round Shaped Metal Head
- Dual colour LEDs White and Yellow
- Remote Control

Optional Features

- Battery Backup
- 360 Degree Rotation

Technical Data

Intensity	1,30,000 + 1,30,000 Lux
Size of Light Field	12-30 cm
Colour Temperature	4000-5000 K
Colour Reduction Index	95 RA
LED Life	>50000 Hrs
Number of LED	80 + 80
Special feature	Endo mode and memory
Power Supply	220V/50Hz AC
Focusing	Adjustable

NANO 35

Features

- Heat Ventilation
- Shadowless light
- Body made of high quality polymer
- Dual colour LEDs White and Yellow
- Also available in Single dome and Double Dome Ceiling model

Technical Data

Intensity	90,000 Lux
Size of Light Field	20 cm
Colour Reduction Index	95 RA
LED Life	50000 Hrs
Number of LED	35
Power Supply	220V/50 Hz AC
Focusing	Fixed



Portable Model

NANO 18

Features

- Heat Ventilation
- Shadowless light
- Body made of Metal
- Dual colour LEDs White and Yellow
- Also available in Single dome and Double Dome Ceiling model

Technical Data

Intensity	85,000 Lux
Size of Light Field	20 cm
Colour Reduction Index	95 RA
LED Life	50000 Hrs
Number of LED	18
Power Supply	220V/50 Hz AC
Focusing	Fixed



Portable Model

EXAMINATION LAMP



LED 7

Intensity	25000 Lux
Size of Light Field	20 cm
Number of LED	7
Power Supply	220V/50Hz AC
Intensity Control	Fixed



LED 21

Intensity	50,000 Lux
Size of Light Field	20 cm
Number of LED	21
Power Supply	220V/50Hz AC
Intensity Control	Variable



LED 19

Intensity	50,000 Lux
Size of Light Field	20 cm
Number of LED	19
Power Supply	220V/50Hz AC
Intensity Control	Variable



Intensity controller



Optional Metal Base

OPERATING

TABLES

General Surgery Hydraulic OT Table



Technical Data

Length of Table Top	1900mm
Width of Table Top	510mm
Minimum Height	700mm
Maximum Height	950mm
Trendelenburg	25° Both Sides
Lateral Tilt	20° Both Side
Back Section	75°/30°
Head section	±90°
Leg section	0-90°
Floor locking	Manual

MANUAL FUNCTIONS

- Height Adjustment
- Trendelenburg/ Reverse
- Lateral Tilt
- Back Up/Down
- Head Adjustment
- Leg adjustment
- Floor Locking

FEATURES

- Center Pillars.
- Stainless Fitting.
- Detachable Head & Leg Section.
- Five Sectional Radio – Translucent Top.
- In Built kidney bridge
- Base & Cover made of attractive, easy to clean Stainless Steel.
- Sophisticated mechanics provide smooth, step less articulation of the tableTop for precise patient positioning.

ACCESSORIES


- Shoulder Support
- Side support
- Arm rest
- Anesthetic Screen
- Lithotomy support

OPTIONAL FUNCTIONS

- Height Adjustment by cable Remote



C-Arm compatible Hydraulic OT Table



Technical Data

Length of Table Top	1950mm
Width of Table Top	530mm
Minimum Height	700mm
Maximum Height	950mm
Trendelenburg	25° Both Sides
Lateral Tilt	20° Both Side
Back Section	75°/30°
Head section	±90°
Leg section	0-90°
Floor locking	Manual

MANUAL FUNCTIONS

- Height Adjustment
- Trendelenburg/ Reverse
- Lateral Tilt
- Back Up/Down
- Head Adjustment
- Leg adjustment
- Floor Locking

FEATURES

- Eccentric Pillars.
- Stainless Fitting.
- Detachable Head, Leg and Pelvic Section.
- Five Sectional Radio – Translucent Top.
- In Built kidney bridge
- Base & Cover made of attractive, easy to clean Stainless Steel.
- Sophisticated mechanics provide smooth, step less articulation of the tableTop for precise patient positioning.

ACCESSORIES

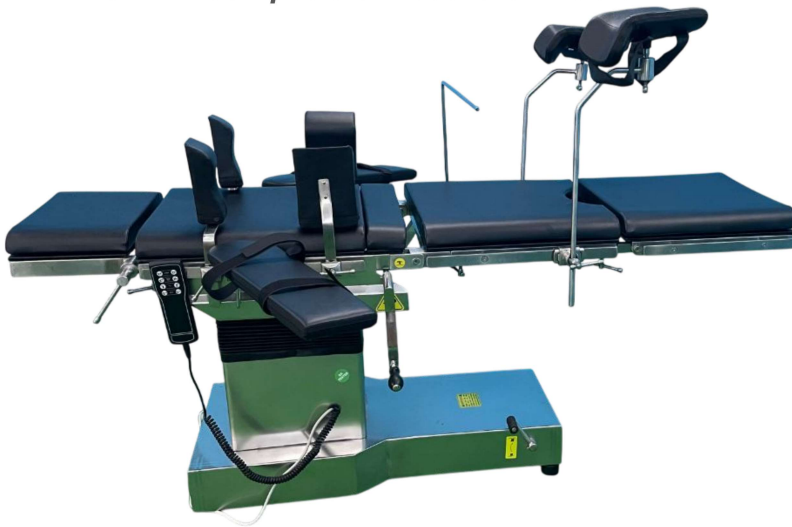
- Shoulder Support
- Side support
- Arm rest
- Anesthetic Screen
- Lithotomy support

OPTIONAL FUNCTIONS

- Height Adjustment by cable Remote



C-Arm compatible Electric OT Table



Technical Data

Length of Table Top	1950mm
Width of Table Top	530mm
Minimum Height	700mm
Maximum Height	1000mm
Trendelenburg	25° Both Sides
Lateral Tilt	20° Both Side
Back Section	75°/30°
Head section	±90°
Leg section	0-90°
Floor locking	Manual

WAYS TO OPERATE

- Hand Remote

AUTOMATIC FUNCTIONS

- Height Up/Down
- Trendelenburg/ Reverse
- Lateral Tilt
- Back Up/Down

MANUAL FUNCTIONS

- Head Adjustment
- Leg Adjustment
- Floor Locking

FEATURES


- Eccentric Pillars.
- Stainless Fitting.
- Detachable Head, Leg and Pelvic Section.
- Five Sectional Radio – Translucent Top.
- In Built kidney bridge
- Base & Cover made of attractive, easy to clean Stainless Steel.
- Sophisticated mechanics provide smooth, step less articulation of the tableTop for precise patient positioning.
- Standby Battery Backup with recharging circuit.

ACCESSORIES

- Shoulder Support
- Side support
- Arm rest
- Anesthetic Screen
- Lithotomy support

UH-04 ADVANCE

C-Arm compatible Electric OT Table



Technical Data

Length of Table Top	1950mm
Width of Table Top	530mm
Minimum Height	700mm
Maximum Height	1000mm
Trendelenburg	25° Both Sides
Lateral Tilt	20° Both Side
Back Section	75°/30°
Head section	±90°
Leg section	0-90°
Floor locking	Manual

WAYS TO OPERATE

- Hand Remote
- Column Remote

AUTOMATIC FUNCTIONS

- Height Up/Down
- Trendelenburg/ Reverse
- Lateral Tilt
- Back Up/Down

MANUAL FUNCTIONS

- Head Adjustment
- Leg Adjustment
- Floor Locking

FEATURES

- Eccentric Pillars.
- Stainless Fitting.
- Detachable Head, Leg and Pelvic Section.
- Additional Column Remote.
- Five Sectional Radio – Translucent Top.
- In Built kidney bridge
- Base & Cover made of attractive, easy to clean Stainless Steel.
- Sophisticated mechanics provide smooth, step less articulation of the tableTop for precise patient positioning.
- Standby Battery Backup with recharging circuit.

ACCESSORIES

- Shoulder Support
- Side support
- Arm rest
- Anesthetic Screen
- Lithotomy support

UH-04 ADVANCE +

C-Arm compatible Electric OT Table



Technical Data

Length of Table Top	1950mm
Width of Table Top	530mm
Minimum Height	700mm
Maximum Height	1000mm
Trendelenburg	25° Both Sides
Lateral Tilt	20° Both Side
Back Section	75°/30°
Head section	±90°
Leg section	0-90°
Floor locking	Manual

WAYS TO OPERATE

- Hand Remote
- Column Remote
- Manual override

AUTOMATIC FUNCTIONS

- Height Up/Down
- Trendelenburg/ Reverse
- Lateral Tilt
- Back Up/Down

MANUAL FUNCTIONS

- Head Adjustment
- Leg Adjustment
- Floor Locking

FEATURES

- Eccentric Pillars.
- Stainless Fitting.
- Detachable Head, Leg and Pelvic Section.
- Additional Column Remote.
- Additional manual override panel.
- Five Sectional Radio – Translucent Top.
- In Built kidney bridge
- Base & Cover made of attractive, easy to clean Stainless Steel.
- Sophisticated mechanics provide smooth, step less articulation of the tableTop for precise patient positioning.
- Standby Battery Backup with recharging circuit.

ACCESSORIES

- Shoulder Support
- Side support
- Arm rest
- Anesthetic Screen
- Lithotomy support

C-Arm compatible Top sliding Electric OT Table



Technical Data

Length of Table Top	1950mm
Width of Table Top	530mm
Minimum Height	700mm
Maximum Height	1000mm
Trendelenburg	25° Both Sides
Lateral Tilt	20° Both Side
Back Section	75°/30°
Top sliding	250mm
Head section	±90°
Leg section	0-90°
Floor locking	Manual

WAYS TO OPERATE

- Hand Remote

AUTOMATIC FUNCTIONS

- Height Up/Down
- Trendelenburg/ Reverse
- Lateral Tilt
- Back Up/Down
- Top sliding

MANUAL FUNCTIONS

- Head Adjustment
- Leg Adjustment
- Floor Locking

FEATURES


- Eccentric Pillars.
- Stainless Fitting.
- Detachable Head, Leg and Pelvic Section.
- Five Sectional Radio – Translucent Top.
- In Built kidney bridge
- Base & Cover made of attractive, easy to clean Stainless Steel.
- Sophisticated mechanics provide smooth, step less articulation of the tableTop for precise patient positioning.
- Standby Battery Backup with recharging circuit.

ACCESSORIES

- Shoulder Support
- Side support
- Arm rest
- Anesthetic Screen
- Lithotomy support

UH-05 ADVANCE

C-Arm compatible Top sliding Electric OT Table



Technical Data

Length of Table Top	1950mm
Width of Table Top	530mm
Minimum Height	700mm
Maximum Height	1000mm
Trendelenburg	25° Both Sides
Lateral Tilt	20° Both Side
Back Section	75°/30°
Top sliding	250mm
Head section	±90°
Leg section	0-90°
Floor locking	Manual

WAYS TO OPERATE

- Hand Remote
- Column Remote

AUTOMATIC FUNCTIONS

- Height Up/Down
- Trendelenburg/ Reverse
- Lateral Tilt
- Back Up/Down
- Top sliding

MANUAL FUNCTIONS

- Head Adjustment
- Leg Adjustment
- Floor Locking

FEATURES


- Eccentric Pillars.
- Stainless Fitting.
- Detachable Head, Leg and Pelvic Section.
- Additional Column Remote.
- Five Sectional Radio – Translucent Top.
- In Built kidney bridge
- Base & Cover made of attractive, easy to clean Stainless Steel.
- Sophisticated mechanics provide smooth, step less articulation of the tableTop for precise patient positioning.
- Standby Battery Backup with recharging circuit.

ACCESSORIES

- Shoulder Support
- Side support
- Arm rest
- Anesthetic Screen
- Lithotomy support

UH-05 ADVANCE +

C-Arm compatible Top sliding Electric OT Table



Technical Data

Length of Table Top	1950mm
Width of Table Top	530mm
Minimum Height	700mm
Maximum Height	1000mm
Trendelenburg	25° Both Sides
Lateral Tilt	20° Both Side
Back Section	75°/30°
Top sliding	250mm
Head section	±90°
Leg section	0-90°
Floor locking	Manual

WAYS TO OPERATE

- Hand Remote
- Column Remote
- Manual override

AUTOMATIC FUNCTIONS

- Height Up/Down
- Trendelenburg/ Reverse
- Lateral Tilt
- Back Up/Down
- Top sliding

MANUAL FUNCTIONS

- Head Adjustment
- Leg Adjustment
- Floor Locking

FEATURES

- Eccentric Pillars.
- Stainless Fitting.
- Detachable Head, Leg and Pelvic Section.
- Additional Column Remote.
- Additional manual override panel.
- Five Sectional Radio – Translucent Top.
- In Built kidney bridge
- Base & Cover made of attractive, easy to clean Stainless Steel.
- Sophisticated mechanics provide smooth, step less articulation of the tableTop for precise patient positioning.
- Standby Battery Backup with recharging circuit.

ACCESSORIES

- Shoulder Support
- Side support
- Arm rest
- Anesthetic Screen
- Lithotomy support

UH-Z ADVANCE

C-Arm compatible Top sliding Electric OT Table



Technical Data

Length of Table Top	1950mm
Width of Table Top	530mm
Minimum Height	700mm
Maximum Height	1000mm
Trendelenburg	25° Both Sides
Lateral Tilt	20° Both Side
Back Section	75°/30°
Top sliding	250mm
Head section	±90°
Leg section	0-90°
Floor locking	Manual

WAYS TO OPERATE

- Hand Remote
- Column Remote
- Manual override

AUTOMATIC FUNCTIONS

- Height Up/Down
- Trendelenburg/ Reverse
- Lateral Tilt
- Back Up/Down
- Top sliding

MANUAL FUNCTIONS

- Head Adjustment
- Leg Adjustment
- Floor Locking

FEATURES

- 4 castors 100mm diameter with center Locking.
- Eccentric Pillars.
- Stainless Fitting.
- Detachable Head & Leg Section.
- Additional Column Remote.
- Additional manual override panel.
- Six Sectional Radio – Translucent Top.
- In Built kidney bridge
- Split Leg Section.
- Base & Cover made of attractive, easy to clean Stainless Steel.
- Sophisticated mechanics provide smooth, step less articulation of the tableTop for precise patient positioning.
- Standby Battery Backup with recharging circuit.

ACCESSORIES

- Shoulder Support
- Side support
- Arm rest
- Anesthetic Screen
- Lithotomy support

ORTHOPEDIC ATTACHMENT



Ortho Attachment allows the table to be used for the lower extremity procedures. Available at competitive prices our ortho attachment is purely made of stainless steel

WAYS TO OPERATE

- Can be used with all Tables except UH01
- Hand Surgery Board
- Perineal post
- Leg traction Post
- Lower Thigh Support
- Lateral Support

OPTIONAL FEATURES

- Floor Type
- Hanging Type

Ophthalmic OT Table for eye surgery



Technical Data

Length of Table Top	1900mm
Width of Table Top	530mm
Minimum Height	700mm
Maximum Height	950mm
Trendelenburg	25° Both Sides
Head section	Up/Down, In/Out
section	0-90°
Floor locking	Manual

MANUAL FUNCTIONS

- Height Adjustment
- Trendelenburg/ Reverse
- Head Adjustment
- Leg adjustment
- Floor Locking

OPTIONAL FUNCTIONS

- Height Adjustment by cable Remote

FEATURES

- Center pillars.
- Three sectional table is provided with drainage system in the head section.
- Specially designed for ophthalmic surgery.
- Stainless Fitting.
- Detachable Head & Leg Section.
- Three Sectional Radio – Translucent Top.
- Base & Cover made of attractive, easy to clean Stainless Steel.
- Sophisticated mechanics provide smooth, step less articulation of the table Top for precise patient positioning.

ACCESSORIES

- Arm Rest
- IV Pole

Gynecology Obstetric OT Table



Technical Data

Length of Table Top	1900mm
Width of Table Top	530mm
Minimum Height	700mm
Maximum Height	950mm
Trendelenburg	25° Both Sides
Back Section	+70°
Head section	±90°
Leg section	0-90°
Floor locking	Manual

MANUAL FUNCTIONS

- Height Adjustment
- Trendelenburg/ Reverse
- Back Up/Down
- Head Adjustment
- Leg adjustment
- Floor Locking

OPTIONAL FUNCTIONS

- Height Adjustment by cable Remote
- Height Adjustment ,Trendelenburg & Back Up / Down by cable remote


FEATURES

- Obstetrics operating room table perfect for all kinds of gynaecological operations.
- Stainless Fitting.
- Detachable Head & Leg Section.
- Four Sectional Radio – Translucent Top.
- Base & Cover made of attractive, easy to clean Stainless Steel.
- Sophisticated mechanics provide smooth, step less articulation of the table Top for precise patient positioning.
- Hygienic design.

ACCESSORIES

- Arm Rest
- Anesthetic screen
- Birth Handle
- Lithotomy support
- Gynae Tray

Bariatric surgery Electric OT Table



Technical Data

Length of Table Top	2050mm
Width of Table Top	750mm (600 + 150)
Minimum Height	660mm
Maximum Height	960mm
Trendelenburg	45°/25°
Lateral Tilt	15° Both Side
Back Section	75°/30°
Longitudinal Top sliding	250mm
Head section	±90°
Leg section	0-90°
Floor locking	Manual

WAYS TO OPERATE

- Hand Remote
- Column Remote
- Manual Override

AUTOMATIC FUNCTIONS

- Height Up/Down
- Trendelenburg/ Reverse
- Lateral Tilt
- Back Up/Down
- Top sliding

MANUAL FUNCTIONS

- Head Adjustment
- Leg Adjustment
- Floor Locking

FEATURES

- Upto 350 Kg weight bearing Capacity.
- Center Pillar.
- Stainless Fitting.
- Detachable Head & Leg Section.
- Additional Column Remote.
- Additional manual override panel.
- Five Sectional Radio – Translucent Top.
- Split Leg Section.
- Base & Cover made of attractive, easy to clean Stainless Steel.
- Sophisticated mechanics provide smooth, step less articulation of the table Top for precise patient positioning.
- Standby Battery Backup with recharging circuit.

ACCESSORIES

- Width Extensions
- Body strap
- Thigh Strap
- Foot Holders
- Side support
- Shoulder Support
- Arm rest
- Anesthetic Screen
- Lithotomy support